

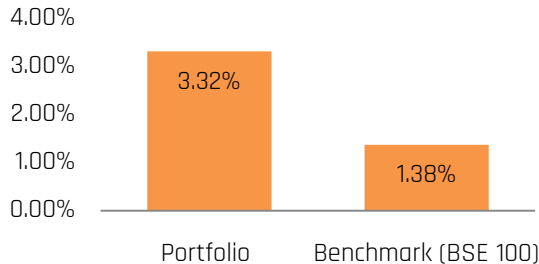
ACE- Large Cap

Inception Date : 15-May-2020

No. of Stocks : 10

Benchmark : BSE100

Dividend Yield



Strategy Snapshot

1. Stocks have been selected from the large-cap universe primarily largest 100 stocks.
2. These stocks are the true reflection of Indian economy as they account for more than 50% of the organized GDP of India.
3. 8 to 10 portfolio companies are selected from a pool of bluechip firms that have the best fundamentals and are the leaders in their respective sectors.
4. With portfolio companies having large and stable businesses and strong fundamentals the portfolio is suitable for moderate investors.

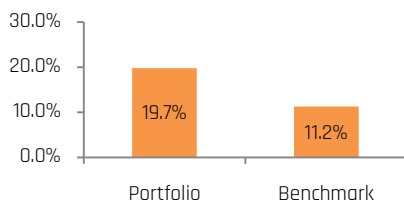
Performance (Model Portfolio) (as of Aug 31, 2021)	Last 1 Mo	Last 3 Mo	Last 6 Mo	Last 1 Yr	Since Inception
Portfolio	3.59%	6.24%	20.76%	51%	98.10%
Benchmark	7.86%	9.81%	18.01%	55.71%	87.56%

Performance up to 1 Year is absolute

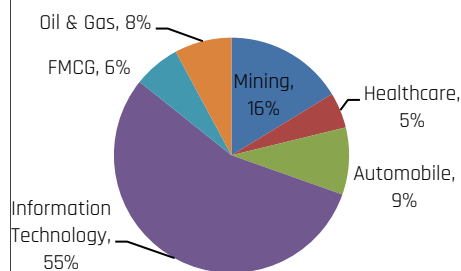
Fundamental Parameters

Valuation Parameters

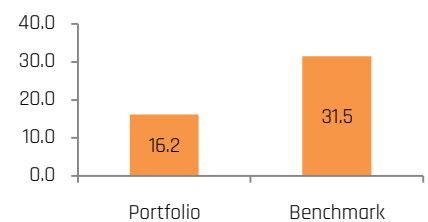
Return on Equity



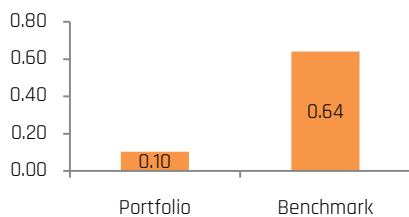
Sector Allocation



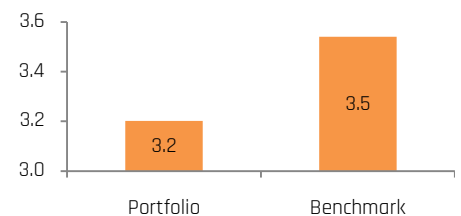
Price-to-Earning ratio



Debt-to-Equity ratio



Price-to-Book ratio



Email: retailresearch@acm.co.in

Research Analyst Registration Number: INH000002483

CIN: U65990MH1993PLC075388

An ISO 9001:2015 Certified Company

Download Investmentz app:



Follow us on:



Disclaimer :

Past performance is not indicative of future performance and future results. Above portfolio performances are post fees and Performance computed on model portfolio. The recommendations made by ACMIL could be those that are based on its own research. Individual returns of Clients for a particular portfolio may vary significantly from the performance of the other portfolios. No claims may be made or entertained for any variances between the performance depictions and individual portfolio performance. Investments in securities market are subject to market risk, read all the related documents carefully before investing.